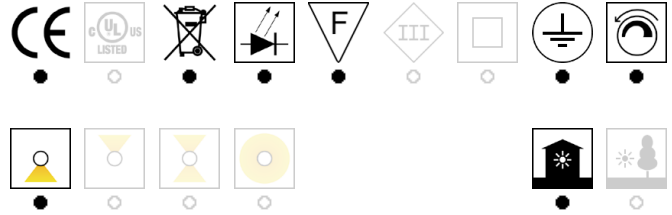


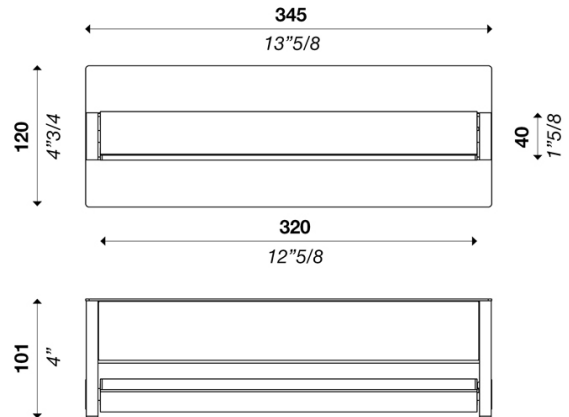
TURN W100 0-10V 110V

ver. 20200404_Rev_0

year: **2015**
code: **1720101A20000**
type: **wall lamp**
application: **indoor**



Technical drawing
Size ref. image mm - inch



Technical data	
Light source	LED
Circuit structure	LED module G5
Light emission direction	adjustable directlighting
Power	11.7 W
Source lumens	2080 lm
Source efficacy	163 lm/W
Energy class	A
Delivered lumens	1800 lm
Secondary	350mA
Colour temperature	3000 K / variants page 2
Colour rendering index	80 CRI / variants page 2
Standard Deviation of Colour Matching	3 SDCM
Safety class	I
Degree of protection	IP 20
Direct mounting on normally flammable surfaces	●
Operating temperature	+10° / +40°
CE	●
UL	○

Optional	
Emergency mode	○
Motion sensor	○
Directional	○

Packing	
Net weight	
Packaging 1	
Packaging 2	
Packaging 3	
Packaging 4	
Packaging 5	

Structure	
Material	aluminium
Finish	white / variants page 2

Diffuser	
Material	polycarbonate
Finish	opal / variants page 2

Electronics / Driver	
Included	Yes
Quantity	1
Voltage	100-277V 50/60 Hz

Dimmable	
ON/OFF	○
PUSH	○
0-10V	●
1-10V	○
CUT PHASE	○
Bluetooth	○
DALI	○

Hanging cables	
Stainless steel cables standard length (custom available)	○
Electric cable standard length (custom available)	-

Warranty	
Duration	2 years


TURN W100 0-10V 110V

ver. 20200404_Rev_0

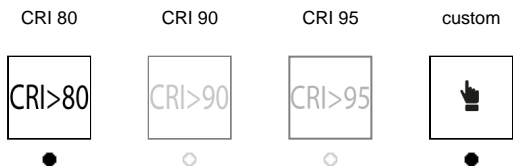
year: **2015**
code: **1720101A20000**
type: **wall lamp**
application: **indoor**

Available variants


Colour temperature



Colour rendering index



Structure finish



Diffuser / Optical

